

# Keysight Technologies

## Pulse Parameter Definitions

Application Note

# Introduction

Electrical pulses are used to synchronize, trigger or control multiple electrical devices in a test system. Pulses are also used for clock generation or radar testing. In order to describe a pulse and make its creation repeatable, a set of parameters has been defined. This document describes and illustrates all main pulse parameter definitions. It is a collection of terms used in the test and measurement environment. The information will help the reader to understand the nature of a pulse, and will make instrument specifications comparable amongst each other.

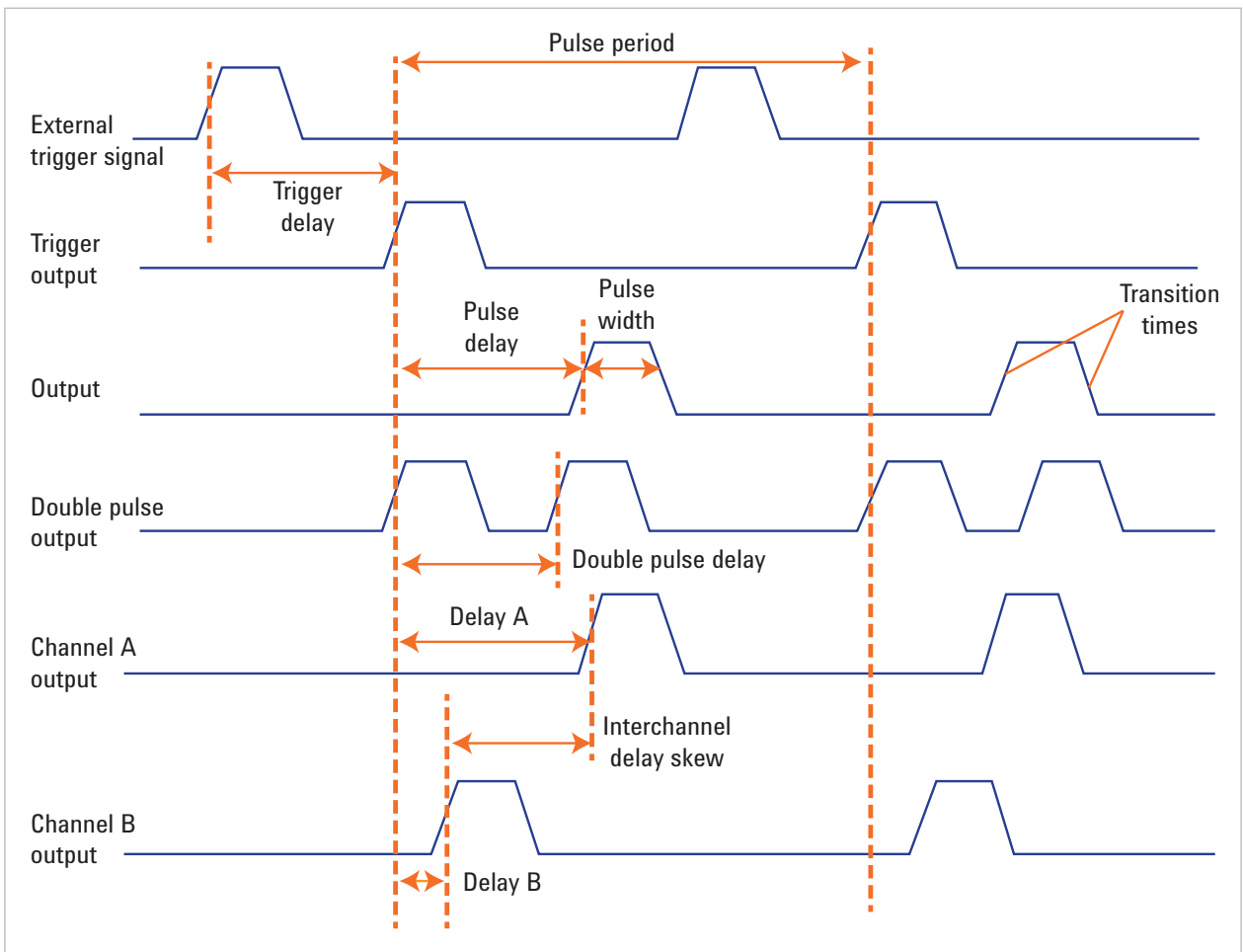


Figure 1. Overview of the pulse parameters

## Time Reference Point

The time reference point is at the median of the amplitude (50% amplitude point on pulse edge).

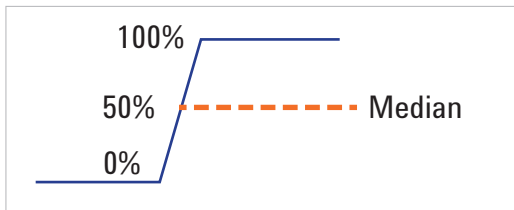


Figure 2. Time reference at median amplitude

## Pulse Period

The time interval between the leading edge medians of consecutive output pulses.

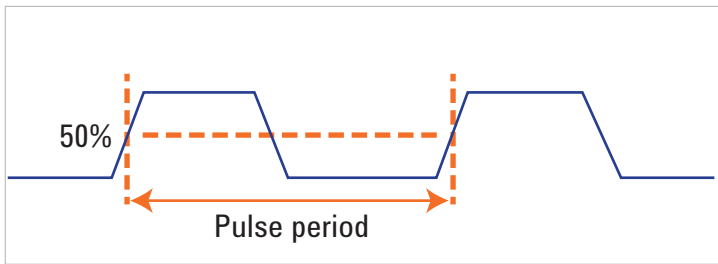


Figure 3. Pulse period

## Trigger Delay

Interval between trigger point of the external trigger input signal and the trigger output pulse's leading-edge median.

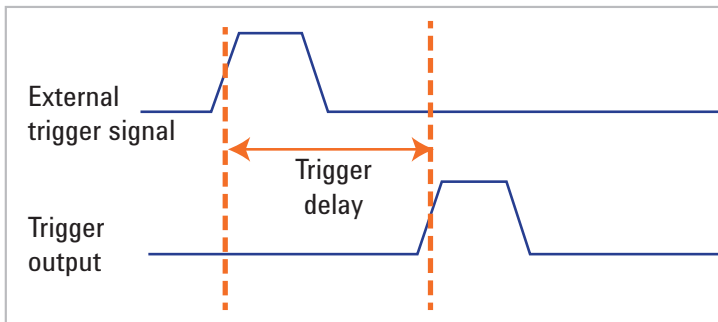


Figure 4. Trigger delay

## Pulse Width

Interval between leading- and trailing-edge medians. The specified and displayed value is that obtained with fastest edges, essentially equal to the interval from the start of the leading edge to the start of the trailing edge. By designing so that the pulse edges turn about their start points, the interval from leading-edge start stays unchanged (in practice, start points may shift with changes in transition time) when transition times are varied. This is more convenient for programming and the width display is easy to interpret.

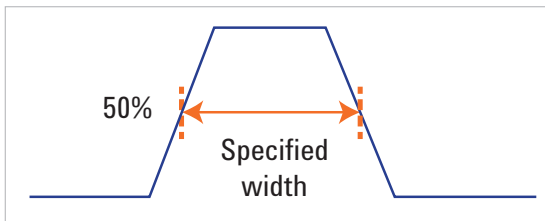


Figure 5. Pulse width

## Pulse Levels

Pulse output is specified as pulse top and pulse base (usually referred to as high level and low level), or as peak to peak amplitude and median offset. A "window" specification shows the limits within which the pulse can be positioned.

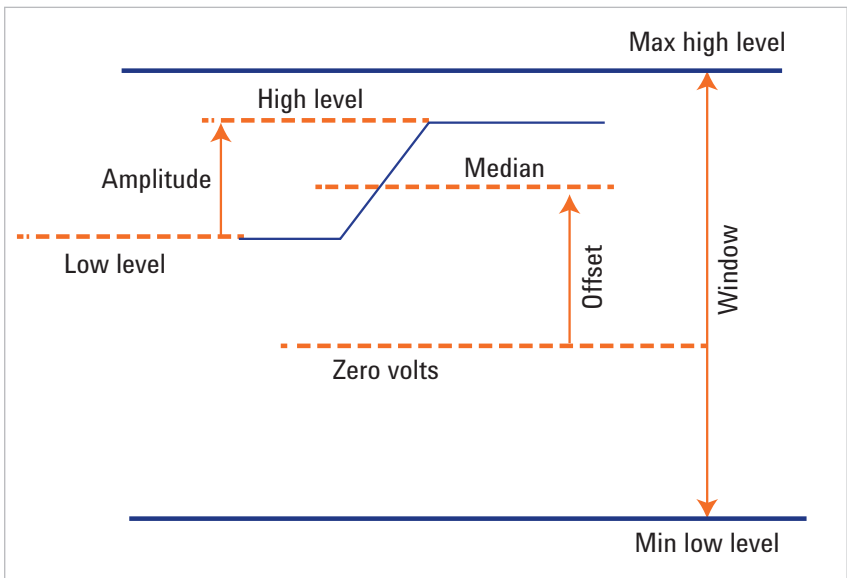


Figure 6. Pulse levels

## Pulse Delay

Interval between leading edge medians of trigger output pulse and output pulse. The specified and displayed value is that obtained with the fastest leading edge. Pulse delay has two components, a fixed delay from trigger output to output signal and a variable delay with respect to the trigger output.

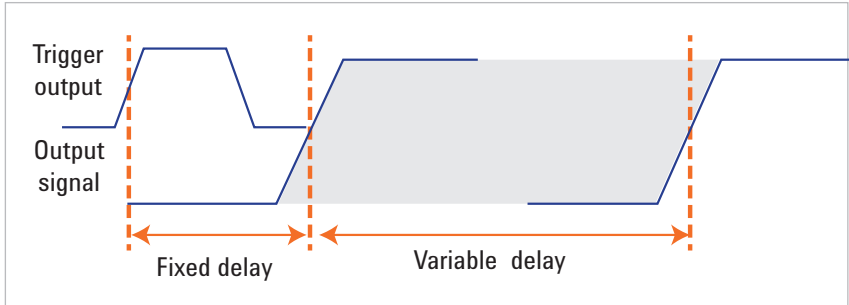


Figure 7. Pulse delay

## Double Pulse Delay

Interval between leading edge medians of the double pulses.

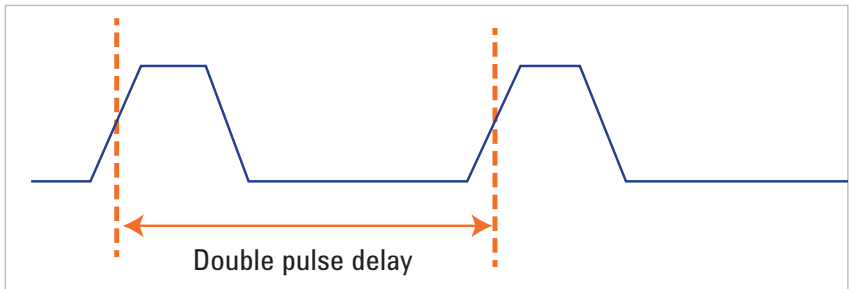


Figure 8. Double pulse delay

## Interchannel Delay (Skew)

Interval between corresponding leading-edge medians of the output signals.

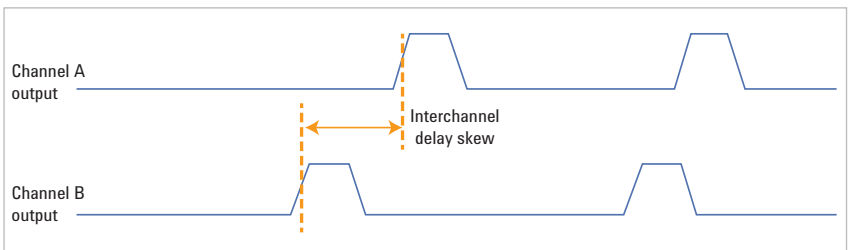


Figure 9. Interchannel delay

## Transition Time

Interval between the 10%- and 90%- amplitude points on the leading/trailing edge.

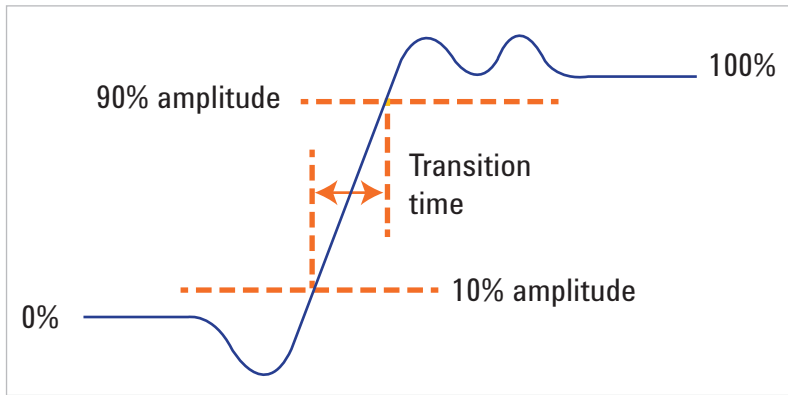


Figure 10. Transition time

## Linearity

Peak deviation of an edge from a straight line through the 10%- and 90%- amplitude points, expressed as percentage of pulse amplitude.

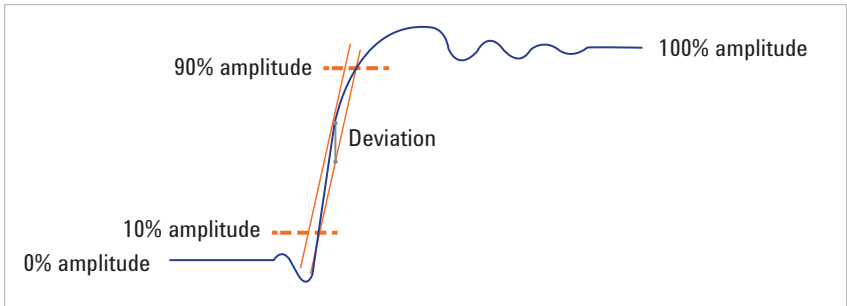


Figure 11. Linearity

## Jitter

Short-term instability of one edge relative to a reference edge. Usually specified as rms value, which is one standard deviation or “sigma”. If distribution is assumed Gaussian, six sigma represents 99.74% of the peak-peak jitter.

The reference edge for period jitter is the previous leading edge. That for delay jitter is the leading edge of the trigger output. Width jitter is the stability of the trailing edge with regard to the leading edge.

## Stability

Long-term average instability over a specific time, for example, hour, year. Jitter is excluded.

## Preshoot, Overshoot, Ringing

Preshoot and overshoot are peak distortions preceding/following an edge. Ringing is the positive-peak and negative-peak distortion, excluding overshoot, on pulse top or base. A combined preshoot, overshoot, and ringing specification of e.g. 5% implies:

- Overshoot/undershoot < 5%
- Largest pulse-top oscillation
- < +5%, of pulse amplitude

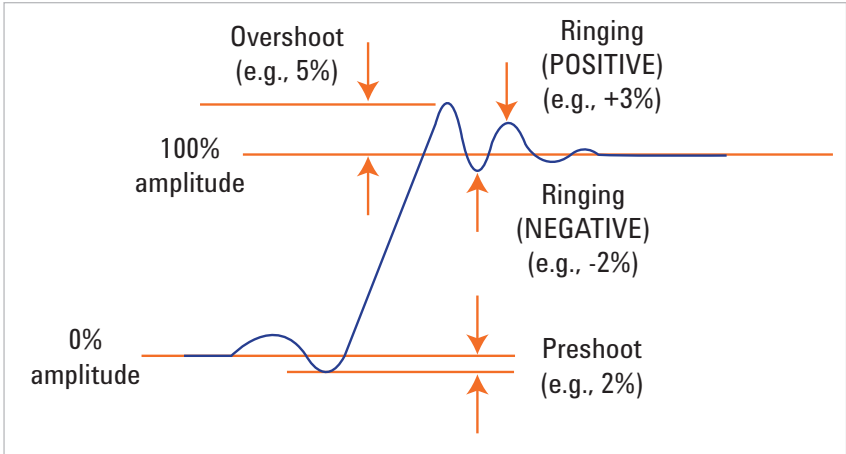


Figure 12. Preshoot, overshoot, ringing

## Settling Time

Time taken for pulse levels to settle within level specifications, measured from 90% point on leading edge.

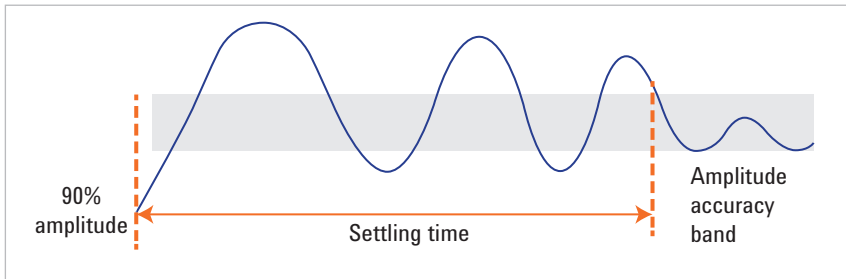


Figure 13. Settling time

## Repeatability

When an instrument operates under the same environmental conditions and with the same settings, the value of a parameter will lie within a band inside the accuracy window. Repeatability defines the width of this band.

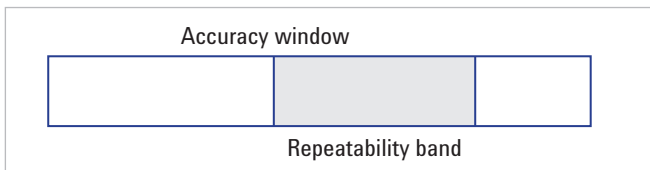


Figure 14. Repeatability



### myKeysight

[www.keysight.com/find/mykeysight](http://www.keysight.com/find/mykeysight)

A personalized view into the information most relevant to you.



[www.keysight.com/go/quality](http://www.keysight.com/go/quality)

Keysight Technologies, Inc.

DEKRA Certified ISO 9001:2008

Quality Management System

### Keysight Channel Partners

[www.keysight.com/find/channelpartners](http://www.keysight.com/find/channelpartners)

Get the best of both worlds: Keysight's measurement expertise and product breadth, combined with channel partner convenience.

[www.keysight.com/pulse\\_generator](http://www.keysight.com/pulse_generator)

[www.keysight.com/find/pulse\\_generator](http://www.keysight.com/find/pulse_generator)

[www.keysight.com/find/81150](http://www.keysight.com/find/81150)

[www.keysight.com/find/81160](http://www.keysight.com/find/81160)

For more information on Keysight Technologies' products, applications or services, please contact your local Keysight office. The complete list is available at: [www.keysight.com/find/contactus](http://www.keysight.com/find/contactus)

### Americas

Canada	(877) 894 4414
Brazil	55 11 3351 7010
Mexico	001 800 254 2440
United States	(800) 829 4444

### Asia Pacific

Australia	1 800 629 485
China	800 810 0189
Hong Kong	800 938 693
India	1 800 112 929
Japan	0120 (421) 345
Korea	080 769 0800
Malaysia	1 800 888 848
Singapore	1 800 375 8100
Taiwan	0800 047 866
Other AP Countries	(65) 6375 8100

### Europe & Middle East

Austria	0800 001122
Belgium	0800 58580
Finland	0800 523252
France	0805 980333
Germany	0800 6270999
Ireland	1800 832700
Israel	1 809 343051
Italy	800 599100
Luxembourg	+32 800 58580
Netherlands	0800 0233200
Russia	8800 5009286
Spain	0800 000154
Sweden	0200 882255
Switzerland	0800 805353
	Opt. 1 (DE)
	Opt. 2 (FR)
	Opt. 3 (IT)
United Kingdom	0800 0260637

For other unlisted countries:  
[www.keysight.com/find/contactus](http://www.keysight.com/find/contactus)  
(BP-07-10-14)